

# POOL *PUMPS*

## **Supastream**

Supastream pumps are general purpose units designed for use in swimming pools and low pressure water recirculation applications.

## **Supatuf**

The Supatuf pump is ideal for large domestic swimming pools with ancillary systems such as heating, in-floor cleaning, fountains, vacuum cleaning and swim jets.




## Efficient Impeller and Diffuser Design

The pump's impeller and diffuser design maximizes the hydraulic output of the pump while minimizing turbulence. The pump's efficient hydraulic performance shortens run times and reduces energy consumption leading to lower operating costs.

## Engineered Durability

The pump body is manufactured utilising state of the art engineering plastic moulding with a single piece strainer pot and volute for extra strength.

A high grade 316 stainless steel mechanical seal is incorporated for extra protection against corrosion. e.g. from chlorinated water, ozone, iodine, Baquacil, bromine and salt water.



1. Clear basket lid.
2. Quick connect barrel unions for UPVC pipe.
3. High grade carbon/graphite mechanical seal with 316 stainless steel spring assembly.
4. High performance motor:
  - IP44 rating
  - Motor shaft 303 grade stainless steel.
  - Fan cooled.
  - Thermal overload protection
5. Stable support base.
6. Secondary Seal - For extra protection of the pump motor.
7. Secondary seal drain pipe.
8. Hydraulically efficient impeller and diffuser design.
9. Drain plugs.
10. Strong single piece glass filled thermoplastic pump body.
11. Strainer basket - capture debris and protects the pumps impeller.

## Secondary Seal

Situated between the pump wet end & the pump motor, a mechanical seal forms a seal around the motor shaft to prevent water from running out along the shaft of a motor. The mechanical seal is the wearing part of any pool pump.

A mechanical seal may leak water if the pump is ever run dry or simply be worn out. If a leaky mechanical seal is not replaced promptly, water will travel up the shaft of the motor and ruin the motor in a very short period of time.

Waterco's Secondary Seal protects the pump motor's end shield from any water contact, by capturing any leaks through a worn out mechanical seal and draining it out of the pump.

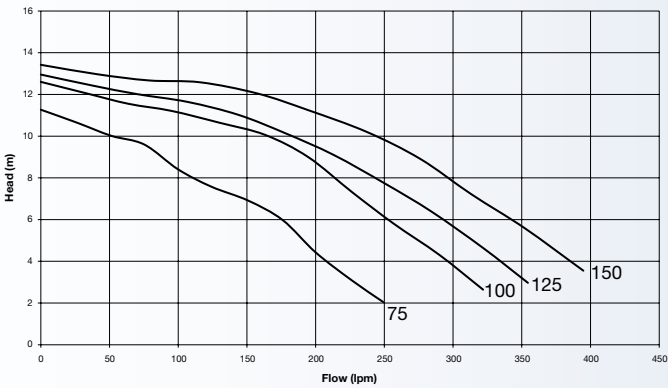
# Supastream

Supastream pumps are general purpose units designed for use in swimming pools and low pressure water re-circulation applications.

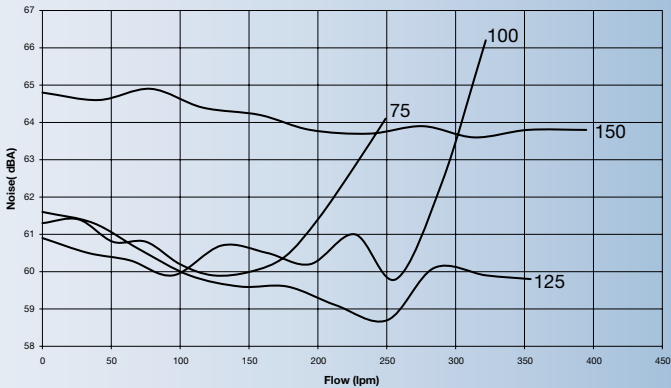


Pump	Inlet / outlet	Strainer basket size
Supastream	40mm	1.5

Flow Curves

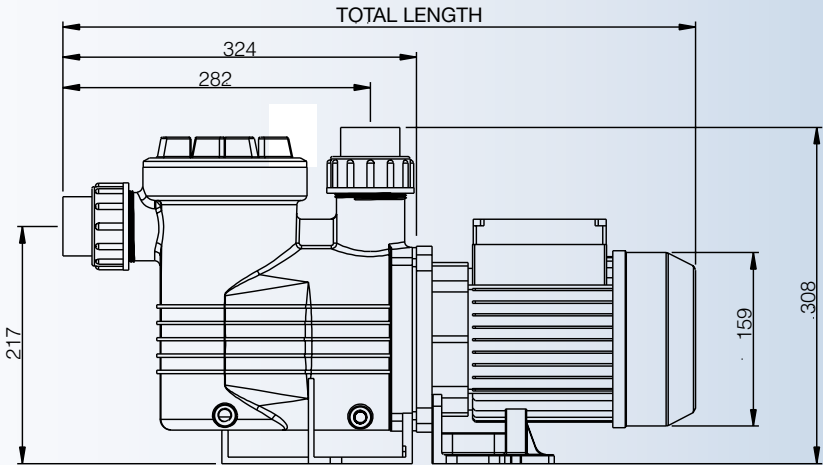


Noise Levels



Model	Flow Rate (lpm)		Nom. HP	kW	Amps	Total Length (mm)	Motor Frame (mm)
	8m	10m					
Supastream 75	110	50	0.75	0.61	2.80	536	63
Supastream 100	215	170	1.00	0.82	3.60	559	71
Supastream 125	245	185	1.25	0.88	3.90	559	71
Supastream 150	295	245	1.50	1.09	4.90	580	83

Phase	Volts	Cycle	RPM
1	220-240	50	2860



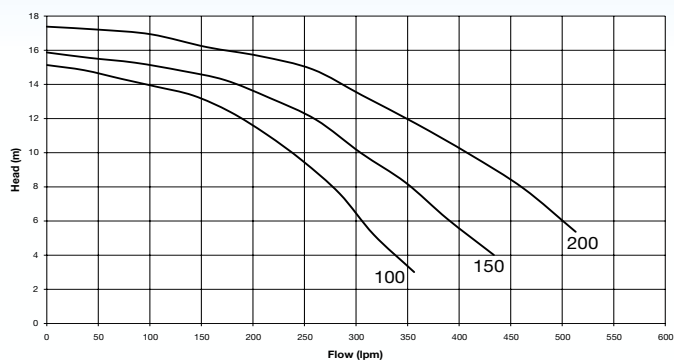
## Supatuf

The Supatuf pump is ideal for large domestic swimming pools with ancillary systems such as heating, infloor cleaning, fountains, vacuum cleaning and swim jets.

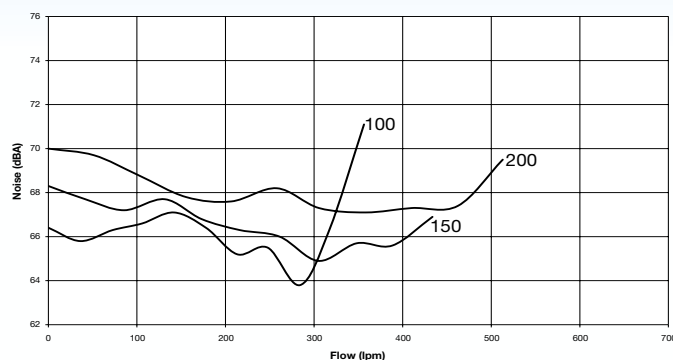


Pump	Inlet / outlet	Strainer basket size
Supatuf	50mm	2.1

### Flow Curves

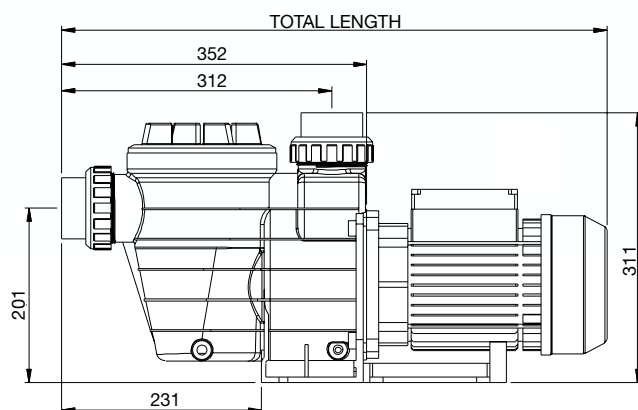


### Noise Levels



Model	Flow Rate (lpm)		Nom. HP	kW	Amps	Total Length (mm)	Motor Frame (mm)
	8m	10m					
Supatuf 100	275	240	1.00	0.84	3.70	587	71
Supatuf 150	355	305	1.50	1.15	5.30	608	80
Supatuf 200	465	410	2.00	1.50	7.20	629	80

Phase	Volts	Cycle	RPM
1	220-240	50	2860



### Warranty

Pumps	3 years (conditional)*
Wet End	3 years
Motor, mechanical seal, hair & lint pot lid, o'ring, basket, impeller & diffuser	2 years
Commercial applications	1 year
Labour	1 year

Note: Waterco Pumps are tested to Australian Standards AS/NZS3136.

## Whiteside Pools

148 Barrington Street, Bibra Lake, WA  
T: (08) 9434 5034  
F: (08) 9438 2343  
E: sales@wsph.com.au  
W: www.pickapoolpart.com.au  
P: PO Box 1562, Bibra Lake WA 6965

Click Here  
To Return to  
Website



**WATERCO**  
water, the liquid of life

