



MaxFlo VS™

VARIABLE-SPEED PUMP SERIES

Energy Savings That Are Just Right

MaxFlo VS is right-sized for most medium-head applications, which means it pays for itself faster than larger, more expensive variable speed models.

Upgraded features such as a new built-in time-clock make operation even easier. The intuitive user interface is now rotatable so it always faces the right direction and the new wiring compartment makes installation quick and reliable.

MaxFlo VS is an ideal upgrade for those looking to reduce energy use and save money!



PUMPS





The digital interface shows power consumption for immediate feedback to maximize energy savings.

2-way rotatable interface that's always easy to read and operate.

New wiring compartment for quick and reliable installations

Advanced Motor Design

Permanent magnet, totally-enclosed fan cooled (TEFC) design provides incredible energy efficiency and reliability.

Incredibly quiet operation, especially at energy-saving, lower speeds.

Integrated, Programmable Interface

Customize speed, start/stop times, and priming time while monitoring power consumption.

Aligns with the entire Max-Flo line for seamless retrofit installations

See-Through Strainer Cover
Easy to see when the basket requires cleaning.

All models include 1½" x 2" union connections

Latest hydraulic design for increased efficiency and priming ability

Self-Priming Capability
Suction lift up to 8' above water level.



MaxFlo VS™ Pump

Variable-speed pumps are the ultimate way to save energy while enjoying your pool. Most other variable-speed models, however, are oversized when compared to medium-head pumps such as Hayward®'s MaxFlo series. The ENERGY STAR® certified MaxFlo VS is right-sized, particularly for applications with 1.5" or 2" plumbing, providing tremendous energy savings that result in an even faster return on your investment.

The new built-in time-clock makes programming even easier compared to basic countdown timers. The 2-way rotatable user interface is always easy to read & operate and the new wiring compartment for quick and reliable installations.

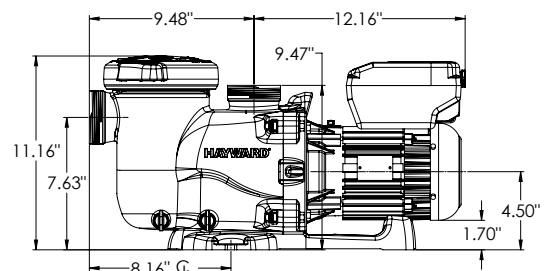
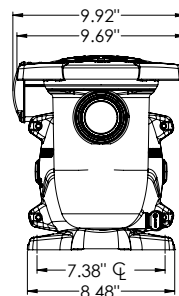
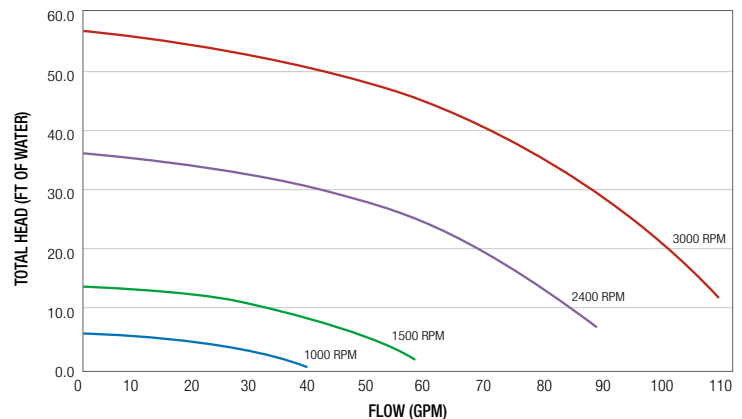
MaxFlo VS provides customizable speed, start/stop times, and priming time to match the needs of both aftermarket and new construction installations. Advanced permanent magnet and totally enclosed fan cooled (TEFC) motor technologies provide incredible energy efficiency and reliability.

Upgrade and save with MaxFlo VS!

MAXFLO VS PUMP BUYING GUIDE

Model Number	SP2302VSP
Total HP	1.50
Motor Design	Permanent Magnet, Totally-Enclosed
Speed Range	600 - 3000 RPM
Voltage	230V Single Phase
Union Connections	1 ½" x 2"

MAXFLO VS PERFORMANCE COMPARISON



Whiteside Pools

148 Barrington Street, Bibra Lake, WA
 T: (08) 9434 5034
 F: (08) 9438 2343
 E: sales@wsph.com.au
 W: www.pickapoolpart.com.au
 P: PO Box 1562, Bibra Lake WA 6965

Click Here
To Return to
Website

WHITESIDE
Pools

